

## **Rhyme Fish -- A Bob Books Rhyming Words Game**

In celebration of the *Bob Books Rhyming Words* release, we are excited to share a Rhyming Words Game with you!

"Rhyme Fish" is a game based on, and has the same rules as, the popular game "Go Fish." It will help your child learn to match rhyming words while learning to read and having fun!

### **SETUP**

Find *Bob Books Rhyme Fish* Cards, attached. Print onto card stock, cut cards apart.

Shuffle the cards, or at least mix them up.

Four cards are dealt to each player if there are three to four players. With two players, five cards are dealt to each. (NOTE: Cards can be awkward for small hands. To make the game easier, lay the child's cards flat, but hidden from partners. )

Place all remaining cards face down in a pile.

### **PLAY**

Everyone looks at their cards (make sure each person has the right amount of cards). Choose a player to go first.

The player going first will request a word that matches the rhyming word in their hand. For instance, if they have the word "men" they will say, "Dad, please give me your cards that rhyme with "Hen."

### **DAD HAS A CARD THAT RHYMES**

If dad has a card that rhymes with "Hen", he must give all his card to the player. The player who received the rhyming word card gets another turn.

### **DAD DOES NOT HAVE A CARD THAT RHYMES**

If Dad does not have a rhyming word card that matches, then dad says "Rhyme Fish." The player requesting the rhyming word must choose a card from the top of the pile.

### **WHO GOES NEXT**

Rotate turns around the circle.

### **WHEN A PLAYER COLLECTS A SET OF TWO RHYMING WORDS**

When a player collects a pair of rhyming words, they should show the set to the other players and place the cards down in front of them. If a player is dealt a pair of rhyming words in their starting hand, they show the pair and place the cards in front of them.

### **WINNING**

A player will win when a player has no cards left in their hand or there are no cards left in the pile. The winner is the player who has the most rhyming pairs.

### **END NOTES**

Expect to coach your child when you start. Rhyming out of context can be confusing. Initially, ask "What rhymes with 'hen?'" Talk about any rhymes. *Then* ask if your child has a rhyming card in their hand.

Especially when kids are getting started, the point is to HAVE FUN! Don't worry about winning until your child feels very comfortable with finding rhymes. This game is terrific for building phonemic awareness, and its fun to watch your child learn!

Have fun, and happy rhyming!

P.S. If you have a fun rhyming game you'd like to share, please email us at [social@bobbooks.com](mailto:social@bobbooks.com)!

jam



BOB  
BOOKS

www.BobBooks.com

ham

BOB  
BOOKS

www.BobBooks.com

clam

BOB  
BOOKS

www.BobBooks.com

Pam

BOB  
BOOKS

www.BobBooks.com

fan



BOB  
BOOKS

www.BobBooks.com

can

BOB  
BOOKS

www.BobBooks.com

plan

BOB  
BOOKS

www.BobBooks.com

Dan

BOB  
BOOKS

www.BobBooks.com

hen



BOB  
BOOKS

www.BobBooks.com

men

BOB  
BOOKS

www.BobBooks.com

den

BOB  
BOOKS

www.BobBooks.com

Ken

BOB  
BOOKS

www.BobBooks.com

sled



BOB  
BOOKS

www.BobBooks.com

sped

BOB  
BOOKS

www.BobBooks.com

shed

BOB  
BOOKS

www.BobBooks.com

Ted

BOB  
BOOKS

www.BobBooks.com

drip



BOB  
BOOKS

www.BobBooks.com

skip

BOB  
BOOKS

www.BobBooks.com

yip

BOB  
BOOKS

www.BobBooks.com

Kip

BOB  
BOOKS

www.BobBooks.com

grin



BOB  
BOOKS

www.BobBooks.com

bin

BOB  
BOOKS

www.BobBooks.com

Spin

BOB  
BOOKS


www.BobBooks.com

pin

BOB  
BOOKS

www.BobBooks.com

frog



BOB  
BOOKS

www.BobBooks.com

dog

BOB  
BOOKS

www.BobBooks.com

fog

BOB  
BOOKS

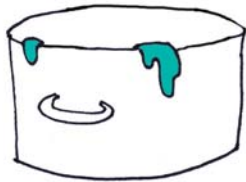
www.BobBooks.com

hog

BOB  
BOOKS

www.BobBooks.com

pot



BOB  
BOOKS

www.BobBooks.com

cot

BOB  
BOOKS

www.BobBooks.com

spot

BOB  
BOOKS

www.BobBooks.com

Dot

BOB  
BOOKS

www.BobBooks.com

bug




jug

mug

Pug

puff



huff

Ruff

Muff